

Durack Primary School

		Quality teaching & learning				
		Early Years	Year 4	Year 5	Year 6	Overall
My teachers provide me with useful feedback about my school work.	Male	-	-	89%	89%	89%
	Female	-	-	91%	91%	91%
	Aboriginal	-	-	Supp	100%	100%
	Non-aboriginal	-	-	88%	87%	88%
	Total	-	-	90%	86%	88%
My teacher supports me to set my own learning goals.	Male	-	-	78%	100%	89%
	Female	-	-	90%	73%	81%
	Aboriginal	-	-	Supp	75%	80%
	Non-aboriginal	-	-	81%	87%	84%
	Total	-	-	85%	86%	85%
My teacher supports me to understand my learning data.	Male	-	-	78%	89%	83%
	Female	-	-	100%	73%	86%
	Aboriginal	-	-	Supp	75%	80%
	Non-aboriginal	-	-	88%	80%	84%
	Total	-	-	90%	81%	86%
My teachers make sure I understand the work I am asked to do.	Male	-	-	67%	78%	72%
	Female	-	-	91%	91%	91%
	Aboriginal	-	-	Supp	100%	80%
	Non-aboriginal	-	-	82%	80%	81%
	Total	-	-	81%	86%	83%
My teacher understands how I learn.	Male	-	-	67%	67%	67%
	Female	-	-	100%	91%	95%
	Aboriginal	-	-	Supp	75%	80%
	Non-aboriginal	-	-	81%	87%	84%
	Total	-	-	85%	81%	83%

Durack Primary School

		Positive learning environment				
		Early Years	Year 4	Year 5	Year 6	Overall
My school gives me opportunities to do interesting things.	Male	-	-	78%	88%	82%
	Female	-	-	73%	82%	77%
	Aboriginal	-	-	Supp	100%	100%
	Non-aboriginal	-	-	76%	79%	77%
	Total	-	-	76%	80%	78%
My school is well maintained.	Male	-	-	67%	78%	72%
	Female	-	-	73%	73%	73%
	Aboriginal	-	-	Supp	100%	80%
	Non-aboriginal	-	-	76%	73%	75%
	Total	-	-	71%	71%	71%
Student behaviour is well managed at this school.	Male	-	-	67%	56%	61%
	Female	-	-	64%	36%	50%
	Aboriginal	-	-	Supp	25%	40%
	Non-aboriginal	-	-	65%	47%	56%
	Total	-	-	67%	48%	57%
My school celebrates the success and achievement of students.	Male	-	-	75%	89%	82%
	Female	-	-	91%	91%	91%
	Aboriginal	-	-	Supp	100%	80%
	Non-aboriginal	-	-	88%	87%	87%
	Total	-	-	85%	90%	88%
My school values the language and cultural background of all students.	Male	-	-	75%	89%	82%
	Female	-	-	100%	80%	90%
	Aboriginal	-	-	Supp	100%	100%
	Non-aboriginal	-	-	88%	80%	84%
	Total	-	-	90%	85%	88%
There are opportunities for me to be a leader at my school.	Male	-	-	67%	78%	72%
	Female	-	-	80%	64%	71%
	Aboriginal	-	-	Supp	75%	80%
	Non-aboriginal	-	-	75%	67%	71%
	Total	-	-	75%	67%	71%

Durack Primary School

		Transitions & pathways				
		Early Years	Year 4	Year 5	Year 6	Overall
I felt ready to start Primary/Middle/Senior School.	Male	-	-	56%	56%	56%
	Female	-	-	82%	64%	73%
	Aboriginal	-	-	Supp	75%	80%
	Non-aboriginal	-	-	65%	53%	59%
	Total	-	-	71%	62%	67%
My school prepares me for my future.	Male	-	-	78%	100%	89%
	Female	-	-	82%	100%	91%
	Aboriginal	-	-	Supp	100%	100%
	Non-aboriginal	-	-	76%	100%	88%
	Total	-	-	81%	100%	90%
I plan to progress through school and finish Year 12.	Male	-	-	67%	100%	83%
	Female	-	-	100%	73%	86%
	Aboriginal	-	-	Supp	75%	80%
	Non-aboriginal	-	-	82%	87%	84%
	Total	-	-	86%	86%	86%

		Shared vision & voice				
		Early Years	Year 4	Year 5	Year 6	Overall
My school looks for ways to improve.	Male	-	-	67%	78%	72%
	Female	-	-	100%	73%	86%
	Aboriginal	-	-	Supp	75%	80%
	Non-aboriginal	-	-	81%	73%	77%
	Total	-	-	85%	76%	80%
My school takes students' opinions seriously.	Male	-	-	78%	67%	72%
	Female	-	-	70%	64%	67%
	Aboriginal	-	-	Supp	100%	80%
	Non-aboriginal	-	-	75%	53%	65%
	Total	-	-	75%	67%	71%

For information on the Northern Territory Government School Survey please contact:

NT Department of Education School Survey team

(08) 8999 5790

schoolsurvey.doe@nt.gov.au

Durack Primary School

Parent/Carers Survey 2020

National and Jurisdictional Questions Overview

The annual Parent/Carers Survey captures insights into student wellbeing, engagement, and learning from the perspective of parents and families with children enrolled at the school. The mandated survey contains National and Jurisdictional questions that assess eight key themes: **Wellbeing, Quality teaching & learning, Teacher-student relationships, Positive learning environment, Transitions & pathways, Shared vision & voice, School community engagement, and School satisfaction.** Parents/carers are asked to rate the items on a five-point agreement scale, from strongly disagree to strongly agree.

This report provides the parents/carers' perception of these key areas for Northern Territory Government schools. The report presents agreement percentages (%) to show the proportion of parents/carers who responded agree/strongly agree with each statement.

		Respondents			
	No. of responses:	Aboriginal	Non-Aboriginal	Early Years	Primary
2020	93	12	80	48	45
2019	83				
2018	57				

Highest scoring responses for 2020:		Lowest scoring responses for 2020:	
This school is well maintained.	96%	Student behaviour is well managed at this school.	82%
Teachers at this school expect my child to do his or her best.	96%	My child knows how to communicate safely and respectfully online.	81%
My child has good friends that they care about.	94%	I have opportunities to have a say in the direction of the school and its education programs.	73%

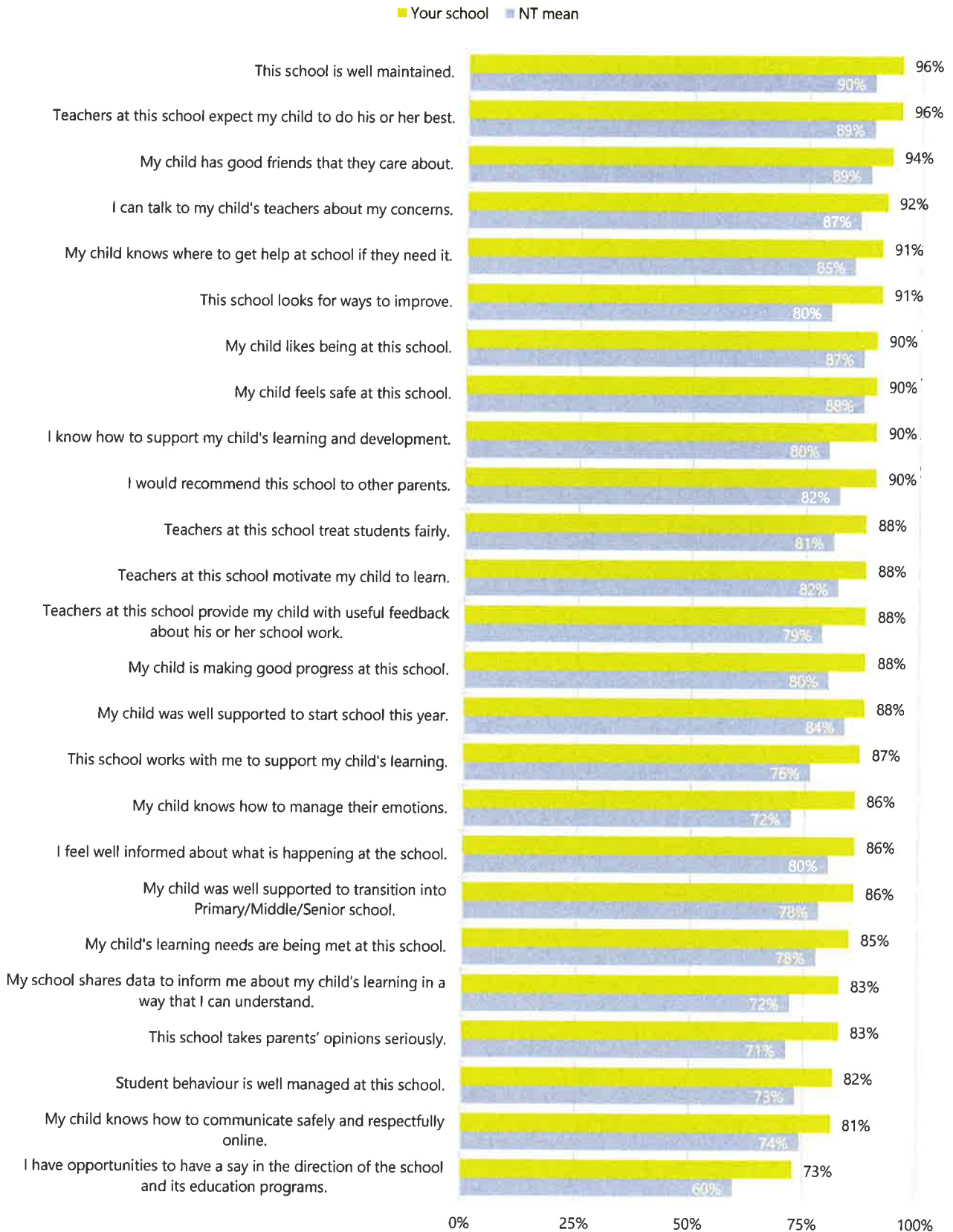
Change from previous year (2020 vs 2019)					
Highest ranking items:	% point change	2020 vs 2019	Lowest ranking items:	% point change	2020 vs 2019
I have opportunities to have a say in the direction of the school and its education programs.	+22%	73% 51%	This school is well maintained.	+1%	96% 95%
My child knows how to manage their emotions.	+21%	86% 65%	My child feels safe at this school.	-4%	90% 94%
My child knows how to communicate safely and respectfully online.	+19%	81% 63%	My child likes being at this school.	-5%	90% 95%

This table presents the first three and last three items when ranked in order of percentage point change.

To protect confidentiality, surveys with three or fewer responses are suppressed. All raw results (including any school-specific additional questions) can be accessed by school principals via the School Survey online tool.

Durack Primary School

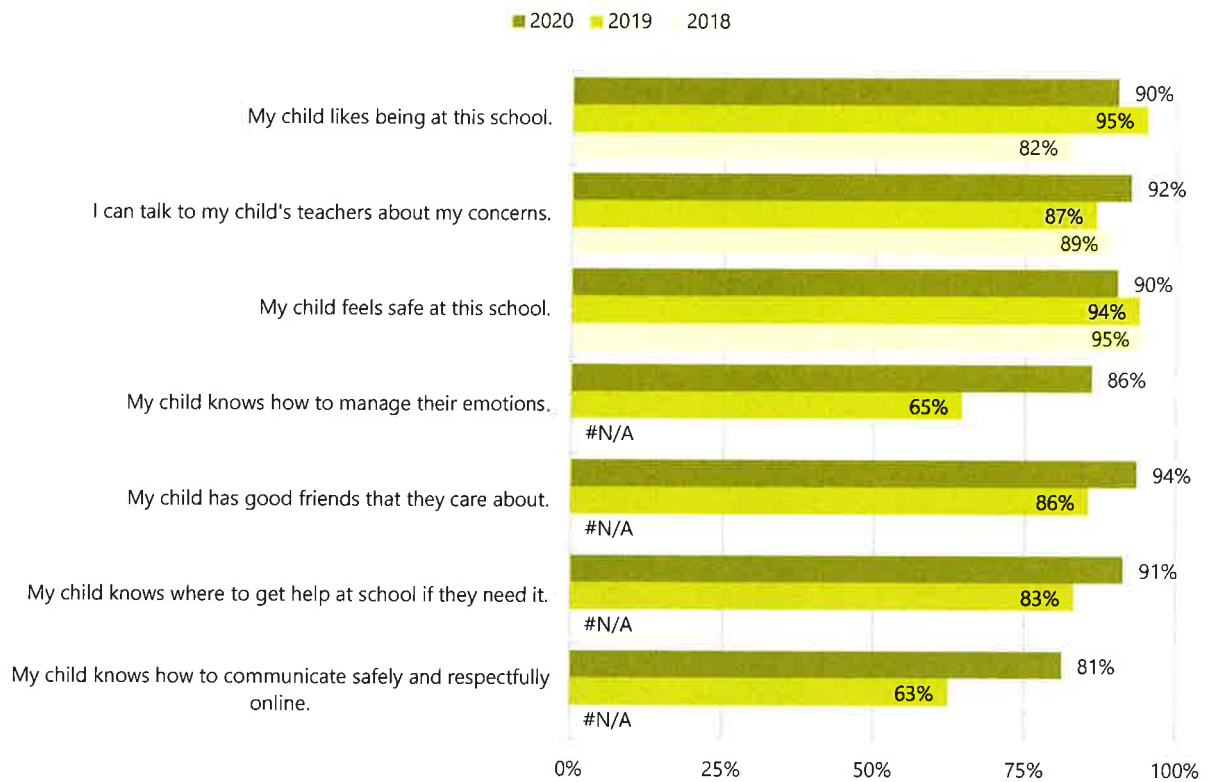
All questions (ranked high-low)



Durack Primary School

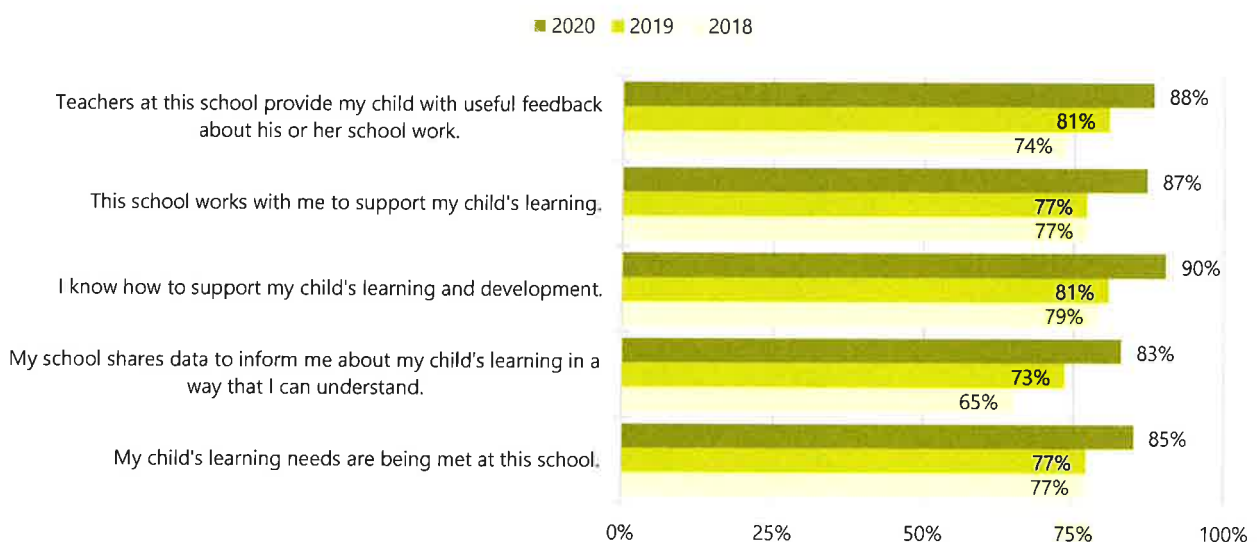
Wellbeing

These items measure whether parents/carers feel that the school fosters an environment where parents and students feel connected, safe, and supported at school.



Quality teaching & learning

These items measure whether parents/carers feel that their child experiences appropriate support for learning in the classroom and at home.

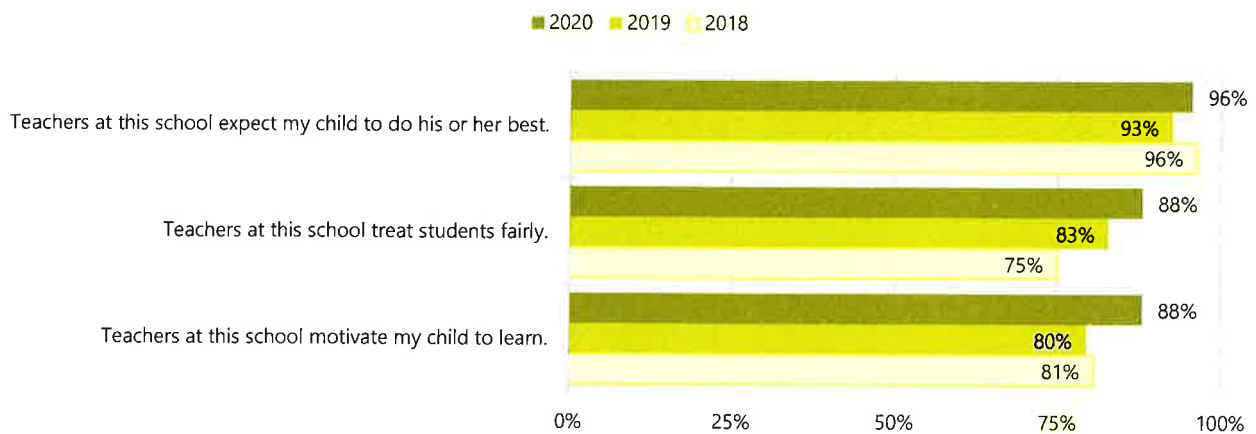


Note: Empty bars (#N/A) indicate that there are no data available to include in the section.

Durack Primary School

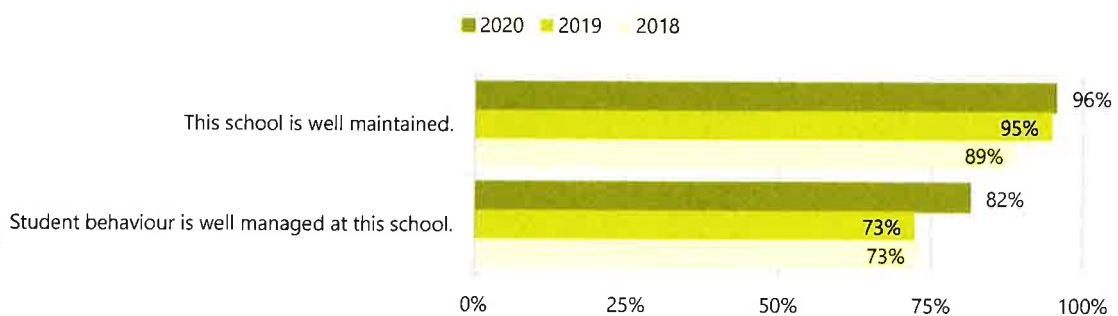
Teacher-student relationships

These items measure whether parents/carers think that their child experiences both fair and supportive interactions with their teachers.



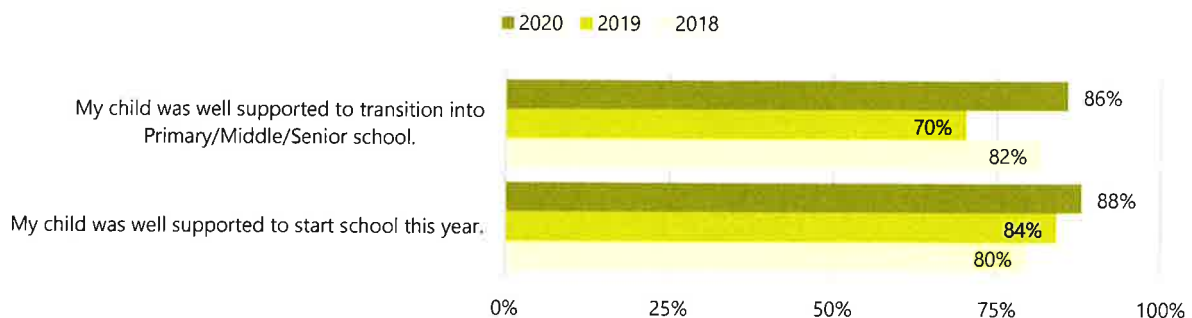
Positive learning environment

These items measure whether parents/carers think that the school's learning environment is safe, respectful, and inclusive.



Transition & pathways

These items measure whether parents/carers think that the school successfully prepared their child for different stages of school and beyond.

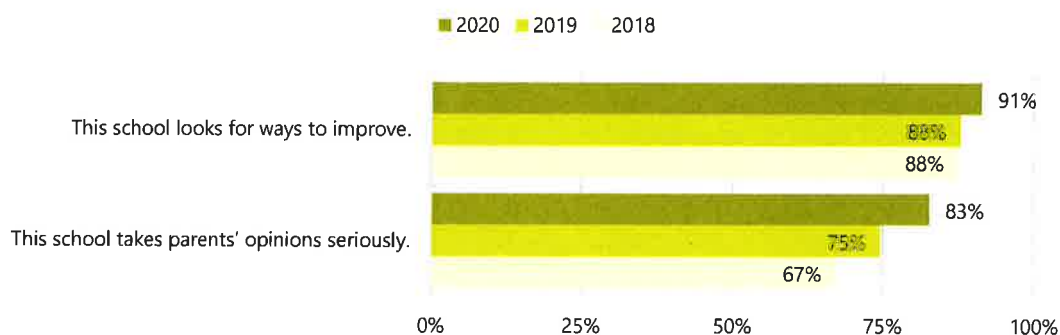


Note: Empty bars (#N/A) indicate that there are no data available to include in the section.

Durack Primary School

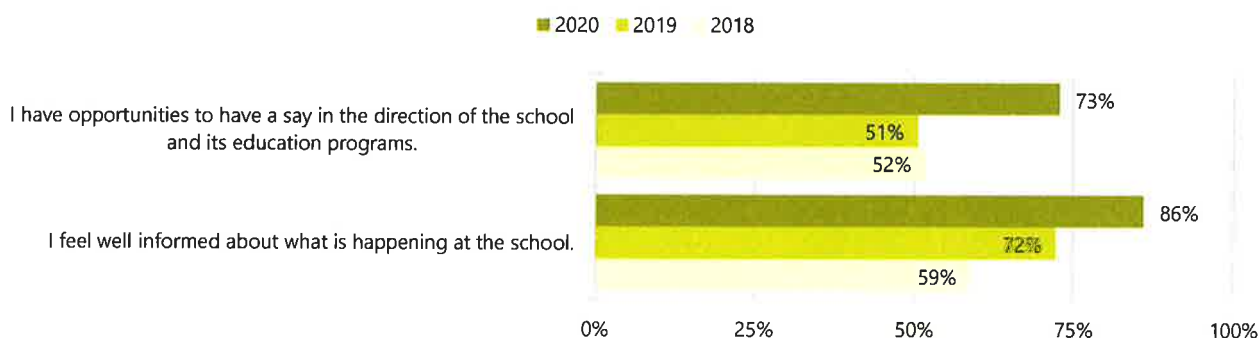
Shared vision & voice

These items measure whether parents/carers think their voices are heard and valued at the school.



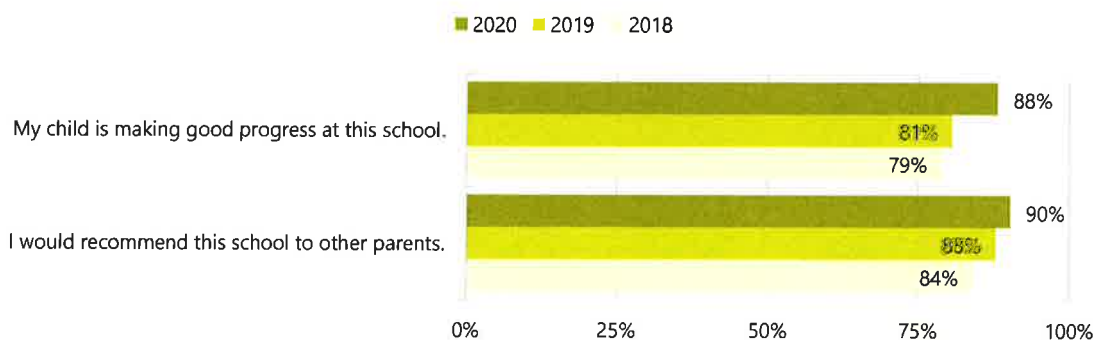
School community engagement

These items measure whether parents/carers think that the school fosters stakeholder engagement.



School satisfaction

These items measure whether parents/carers are satisfied with their school's performance, culture, and services.



Note: Empty bars (#N/A) indicate that there are no data available to include in the section.

Durack Primary School Parent/Carers Survey 2020 National and Jurisdictional Questions Overview

This section of the report provides **each item** disaggregated by respondent demographics.

To protect anonymity, items with three or fewer responses are suppressed ("Supp"). Empty cells (-) indicate that there are no data available.

The School Survey also provides an open text box for respondents to provide **qualitative feedback** to accompany their item responses. Principals are encouraged to access the detailed reports containing the raw survey data and text responses through the School Survey online tool.

	Aboriginal	Non-Aboriginal	Early Years	Primary Years
No. of respondents:	12	80	48	45

Wellbeing				
	Aboriginal	Non-Aboriginal	Early Years	Primary Years
My child likes being at this school.	83%	91%	88%	93%
I can talk to my child's teachers about my concerns.	83%	94%	90%	96%
My child feels safe at this school.	75%	93%	88%	93%
My child knows how to manage their emotions.	75%	88%	81%	91%
My child has good friends that they care about.	83%	95%	94%	93%
My child knows where to get help at school if they need it.	75%	94%	88%	96%
My child knows how to communicate safely and respectfully online.	75%	82%	73%	89%

Quality teaching & learning				
	Aboriginal	Non-Aboriginal	Early Years	Primary Years
Teachers at this school provide my child with useful feedback about his or her school work.	75%	90%	83%	93%
This school works with me to support my child's learning.	75%	89%	85%	89%
I know how to support my child's learning and development.	75%	93%	88%	93%
My school shares data to inform me about my child's learning in a way that I can understand.	75%	84%	79%	87%
My child's learning needs are being met at this school.	75%	86%	81%	89%

Durack Primary School

Teacher-student relationships

	Aboriginal	Non-Aboriginal	Early Years	Primary Years
Teachers at this school expect my child to do his or her best.	92%	96%	94%	98%
Teachers at this school treat students fairly.	92%	88%	83%	93%
Teachers at this school motivate my child to learn.	92%	88%	88%	89%

Positive learning environment

	Aboriginal	Non-Aboriginal	Early Years	Primary
This school is well maintained.	92%	96%	94%	98%
Student behaviour is well managed at this school.	83%	81%	83%	80%

Transition & pathways

	Aboriginal	Non-Aboriginal	Early Years	Primary Years
My child was well supported to transition into Primary/Middle/Senior school.	82%	86%	84%	88%
My child was well supported to start school this year.	83%	89%	81%	96%

Shared vision & voice

	Aboriginal	Non-Aboriginal	Early Years	Primary Years
This school looks for ways to improve.	92%	91%	92%	91%
This school takes parents' opinions seriously.	67%	85%	77%	89%

School community engagement

	Aboriginal	Non-Aboriginal	Early Years	Primary Years
I have opportunities to have a say in the direction of the school and its education programs.	75%	72%	64%	82%
I feel well informed about what is happening at the school.	75%	88%	83%	89%

Durack Primary School

	School satisfaction			
	Aboriginal	Non-Aboriginal	Early Years	Primary Years
My child is making good progress at this school.	92%	88%	85%	91%
I would recommend this school to other parents.	92%	90%	90%	91%

For information on the Northern Territory Government School Survey please contact:
 NT Department of Education School Survey team
 (08) 8999 5790
schoolsurvey.doe@nt.gov.au

1st March 2021

Chartered Accountants

Managing Director

The Council
Durack School Council Inc
50 Woodlake Boulevard
DURACK NT 0830

Roy S Colquhoun B.Ec CA
Registered Company Auditor

Attention: Ms Cathy Kerr

Dear Ms Kerr

Re: Durack School Council Inc
Audit year ended 31st December 2020

We advise we have completed the audit of your school for the year ended 31st December 2020.

Accordingly, please find enclosed the following:

- Auditors report and audited financial statements
- Notes to the financial statements
- Statement by Chairperson of the Committee of the Council. When this statement is signed would you kindly forward a copy to our office for our audit file.
- Our fee for professional services rendered.

As part of our audit process we report to you any findings arising from our audit together with any significant deficiencies in internal control that we have identified during the audit.

We are pleased to advise that in the course of our audit we have not encountered any matters that we believe should be brought to your attention. In accordance with the audit testing undertaken no errors, abnormalities or problems were detected.

We have enjoyed undertaking the audit and please contact the writer or Mr Andrew Marshall if you have any questions in respect to the audit.

Kind regards

Roy S Colquhoun

DURACK SCHOOL COUNCIL INC

**COUNCIL STATEMENT
FOR THE YEAR ENDED 31st DECEMBER 2020**

As Chairperson of the Durack School Council Inc I state to the best of my knowledge and belief that the accompanying financial report, which has been prepared by the School's management in accordance with the reporting requirements of the Northern Territory Department of Education, Education Act 2015 does fairly reflect the financial position of the School as at 31st December 2020 and its financial performance for the year ended on that date.

At the date of this statement, I have obtained assurance from the School Principal that there were reasonable grounds to believe that the School will be able to pay its debts as and when they become due and payable.



Durack School Council Inc
Chairperson

Date: 3/3/2021

Durack School Council Inc
Audited Financial Statements
For the Year ended 31st December 2020

Durack School Council Inc
Auditor's Report and Financial Statements
For the Year ended 31st December 2020

Contents

1. Auditor's Report
2. Income and Expenditure Statement
3. Balance Sheet
4. Notes to the Financial Statements
5. Statement by Chairperson of the committee of the council

INDEPENDENT AUDITOR'S REPORT

TO THE MEMBERS OF

DURACK SCHOOL COUNCIL INC
ABN 57 927 272 399

Report on the Financial Report

We have audited the accompanying financial report, being a special purpose financial report of Durack School Council Inc, which comprises the balance sheet as at 31st December 2020, the income and expenditure statement for the year then ended, notes comprising a summary of significant accounting policies and other explanatory information, and the statement by Chairperson of the committee of the council.

Committee's Responsibility for the Financial Report

The committee of the council is responsible for the preparation of the financial report that gives a true and fair view in accordance with Australian Accounting Standards (including the Australian Accounting Interpretations) and the Northern Territory Department of Education, Education Act 2015 and for such internal control as the committee determine is necessary to enable the preparation of a financial report that gives a true and fair view and is free from material misstatement, whether due to fraud or error.

Auditor's Responsibility

Our responsibility is to express an opinion on the financial report based on our audit. We have conducted our audit in accordance with Australian Auditing Standards. Those standards require that we comply with relevant ethical requirements relating to audit engagements and plan and perform the audit to obtain reasonable assurance about whether the financial report is free from material misstatement.

An audit involves performing procedures to obtain audit evidence about the amounts and disclosures in the financial report. The procedures selected depend on the auditor's judgement, including the assessment of the risks of material misstatement of the financial report, whether due to fraud or error. In making those risk assessments, the auditor

considers internal control relevant to the entities' preparation of the financial report that gives a true and fair view in order to design audit procedures that are appropriate in the circumstances, but not for the purpose of expressing an opinion on the effectiveness of the entity's internal control. An audit also includes evaluating the appropriateness of accounting policies used and the reasonableness of accounting estimates made by the committee, as well as evaluating the overall presentation of the financial report.

We believe that the audit evidence we have obtained is sufficient and appropriate to provide a basis for our audit opinion.

Opinion

In our opinion, the financial report of Durack School Council Inc has been prepared in accordance with the Northern Territory Department of Education Education Act 2015, including:

(a) giving a true and fair view of the council's financial position as at 31st December 2020 and of its financial performance and cash flows for year ended on that date; and

(b) complying with Australian Accounting Standards to the extent described in Note 1 and Sec.111 of the Northern Territory Department of Education Education Act 2015.

Basis of Accounting

Without modifying our opinion, we draw attention to Note 1 to the financial report, which describes the basis of accounting. The financial report has been prepared for the purpose of fulfilling the entities' financial reporting responsibilities under the Northern Territory Department of Education Education Act 2015. As a result, the financial report may not be suitable for another purpose.



Roy S Colquhoun
Director

Colquhouns QLD Pty Ltd
Chartered Accountants

Dated this 1st day of March, 2021

**DURACK SCHOOL COUNCIL INC
INCOME AND EXPENDITURE STATEMENT
FOR THE YEAR ENDED 31 DECEMBER 2020**

	This Year	Last Year
INCOME		
GRANTS AND SUBSIDIES		
CvD-CWLTH GRANTS VIA DoE	\$0.00	\$5,300.00
C-CWLTH GRANTS DIRECT TO SCHL	\$17,966.27	\$29,170.00
D-OTHER GRANTS FROM DoE	\$688,715.35	\$687,995.60
NTG-OTHER GRANTS FROM NTG	\$7,501.08	\$70,160.63
3PTY-GRANTS FROM EXTERNAL 3RD	\$18,233.98	\$250.00
Total GRANTS AND SUBSIDIES	\$732,416.68	\$792,876.23
SALE OF GOODS & SERVICES		
SC-SCHOOL PROJECTS	\$198,151.55	\$248,887.06
STDNT-STUDENT ACTIVITIES	\$4,590.60	\$47,603.42
Total SALE OF GOODS & SERVICES	\$202,742.15	\$296,490.48
INTEREST RECEIVED		
INTEREST RECEIVED	\$989.97	\$1,793.44
Total INTEREST RECEIVED	\$989.97	\$1,793.44
MISCELLANEOUS INCOME		
OGS-RECPTS/REIMB OTH GOV SCH	\$6,026.62	\$1,710.32
INTERNAL MGMT ALLOC'S	(\$15,268.00)	\$0.00
Total MISCELLANEOUS INCOME	(\$9,241.38)	\$1,710.32
ASSET INCOME		
SALE MINOR ASSETS	\$72.73	\$0.00
Total ASSET INCOME	\$72.73	\$0.00
Total INCOME	\$926,980.15	\$1,092,870.47
EXPENSES		
EMPLOYEE EXPENSES		
SALARIES AND RELATED EXPENSES	\$445,209.96	\$399,001.83
SUPERANNUATION EXPENSES	\$39,944.62	\$37,376.63
Total EMPLOYEE EXPENSES	\$485,154.58	\$436,378.46
PURCHASE OF GOODS & SERV		
SGEN-SCHOOL GENERAL EXP	\$76,162.22	\$115,522.67
ADM-ADMINISTRATIVE EXP	\$17,172.00	\$7,584.11
MOTOR VEHICLE EXPENSES	\$92.36	\$78.32
STDNT-STUDENT ACTIVITIES	\$55,344.77	\$85,927.99
STUDENT INFORMATION TECHNOLOGY	\$106,079.00	\$49,593.88
ADMIN IT AND COMMUNICATION	\$33,960.13	\$31,687.71
CURRICULUM	\$108,909.53	\$135,201.36
NCA-SCHOOL NON CORE ACTIVITIES	\$32,957.42	\$59,273.27
PMTS TO OTH GOVT SCHOOLS/GOV	\$721.82	\$0.00
Total PURCHASE OF GOODS & SERV	\$431,399.25	\$484,869.31

These financial statements have been subject to audit and should be read in conjunction with the attached Independent Auditor's Report.

**DURACK SCHOOL COUNCIL INC
INCOME AND EXPENDITURE STATEMENT
FOR THE YEAR ENDED 31 DECEMBER 2020**

	This Year	Last Year
REPAIRS & MAINTENANCE		
UMR-URGENT MINOR REPAIRS	\$14,958.50	\$38,954.41
NUMR-NON URGENT MINOR REPAIRS	\$0.00	\$14,763.88
Total REPAIRS & MAINTENANCE	\$14,958.50	\$53,718.29
DEPRECIATION AND AMORTISATION		
DEPRECIATION AND AMORTISATION	\$11,716.20	\$11,716.20
Total DEPRECIATION AND AMORTISATION	\$11,716.20	\$11,716.20
PROPERTY MANAGEMENT		
ESSENTIAL SERVICES	\$212,260.60	\$235,040.55
CLEANING	\$9,789.07	\$12,292.78
GROUNDS	\$21,627.41	\$21,135.48
PROPERTY MANAGEMENT OTHER	\$40,246.58	\$227,964.15
Total PROPERTY MANAGEMENT	\$283,923.66	\$496,432.96
Total EXPENSES	\$1,227,152.19	\$1,483,115.22
Net Profit / (Loss)	(\$300,172.04)	-\$390,244.75

DURACK SCHOOL COUNCIL INC
BALANCE SHEET
AS AT 31 DECEMBER 2020

	This Year	Last Year
ASSETS		
CURRENT ASSETS		
CASH AT BANK		
Debit Card Account	\$2,300.84	\$1,981.81
Cheque Account - Westpac	\$588,052.89	\$764,149.03
Total CASH AT BANK	\$590,353.73	\$766,130.84
CASH ON HAND		
Cash Register Draw	\$200.00	\$200.00
School Petty Cash	\$206.80	\$206.80
Canteen Till Float	\$0.00	\$40.00
Fundraising Float	\$550.00	\$550.00
Total CASH ON HAND	\$956.80	\$996.80
TRADE DEBTORS		
Trade Debtors	\$11,966.96	\$23,377.77
Total TRADE DEBTORS	\$11,966.96	\$23,377.77
INTEREST RECEIVABLES		
INVENTORIES		
Uniform Stock on Hand	\$37,946.65	\$38,932.15
Total INVENTORIES	\$37,946.65	\$38,932.15
Total CURRENT ASSETS	\$641,224.14	\$829,437.56
NON CURRENT ASSETS		
PLANT AND EQUIPMENT		
Plant & Equipment @ Cost	\$58,581.00	\$58,581.00
Provision for Depreciation	-\$39,445.10	-\$27,728.90
Total PLANT AND EQUIPMENT	\$19,135.90	\$30,852.10
Total NON CURRENT ASSETS	\$19,135.90	\$30,852.10
Total ASSETS	\$660,360.04	\$860,289.66
LIABILITIES		
CURRENT LIABILITIES		
DEPOSITS HELD -3RD PARTIES		
Social Club	\$0.00	-\$281.01
Morning Tea	\$0.00	-\$174.82
Book Club	\$6.12	\$199.35
Back to school payment scheme	-\$381.00	-\$2,517.50
Miscellaneous Holding Account	\$5,289.42	\$6,303.34
Total DEPOSITS HELD -3RD PARTIES	\$4,914.54	\$3,529.36
TRADE CREDITORS		
Trade Creditors	\$135,650.05	\$66,965.95
Total TRADE CREDITORS	\$135,650.05	\$66,965.95
GST LIABILITIES		
GST Collected on Sales	\$1,087.91	\$2,125.26
GST Paid on Purchases	-\$10,964.09	-\$6,271.95
Total GST LIABILITIES	-\$9,876.18	-\$4,146.69

These financial statements have been subject to audit and should be read in conjunction with the attached Independent Auditor's Report

DURACK SCHOOL COUNCIL INC
BALANCE SHEET
AS AT 31 DECEMBER 2020

	This Year	Last Year
ACCRUED SALARIES (SCH COUNC)		
Year End Accruals	\$0.00	\$2,113.13
Total OTHER ACCRD EXPENSES (GDS &S)	\$0.00	\$2,113.13
CURRENT BORROWINGS & ADVANCES		
EMPLOYEE ENTITLEMENTS<12M		
Annual Leave Entitlement	\$0.00	-\$942.00
Long Service Leave Entitlement	\$0.00	\$24,754.00
Entitlement - Annual Leave	\$16,625.52	\$0.00
Entitlement - Cur LSL Prov	\$31,929.00	\$0.00
Total EMPLOYEE ENTITLEMENTS<12M	\$48,554.52	\$23,812.00
Total CURRENT LIABILITIES	\$179,242.93	\$92,273.75
UNACQUITTED GRANTS		
Unacquit Grants DoE/NTG	\$10,759.51	\$0.00
Unacquit Grants Cwth	\$2,513.73	\$0.00
NON CURRENT LIABILITIES		
Total NON CURRENT LIABILITIES	\$0.00	\$0.00
Total LIABILITIES	\$192,516.17	\$92,273.75
 Net Assets	 \$467,843.87	 \$768,015.91
 EQUITY		
ACCUMULATED FUNDS		
OPENING BALANCE S/(D)		
Opening Balance S/(D)	\$768,015.93	\$1,158,260.68
Total OPENING BALANCE S/(D)	\$768,015.93	\$1,158,260.68
CURRENT YEAR OPERATING S/(D)		
Current Year Operating S/(D)	-\$300,172.04	-\$390,244.75
Total CURRENT YEAR OPERATING S/(D)	-\$300,172.04	-\$390,244.75
Total ACCUMULATED FUNDS	\$467,843.89	\$768,015.93
 Total EQUITY	 \$467,843.89	 \$768,015.93

These financial statements have been subject to audit and should be read in conjunction with the attached Independent Auditor's Report.

DURACK SCHOOL COUNCIL INC

NOTES TO AND FORMING PART OF THE FINANCIAL STATEMENTS FOR THE YEAR ENDED 31st DECEMBER 2020

Note 1: Statement of Accounting Policies

These financial statements are special purpose financial statements prepared for the council in order to satisfy the financial reporting requirements of the Northern Territory Department of Education Education Act 2015 and the School Council's Constitution. In accordance with Sec.111 of the Education Act 2015, the Secretary of the Department of Education has prescribed the manner in which the School council is to prepare this report, and in doing so has determined the accounting policies to be adopted in the preparation of the financial statements.

(a) **Scope of the School Council's financial reporting**

The financial statements record only the revenues and associated expenditure of the funds allocated to, or raised by, the School. They do not include teaching and administrative staff salaries and allowances, including leave provisions, since these personnel are employees of the Department of Education, and their employment costs are met by the Department of Education. The School does receive funding for casual relief teachers and other relief staffing, and although this activity is controlled by the School's management on behalf of the Department, it is included in these financial statements.

(b) **Revenue recognition**

Revenue from grants is recognised upon receipt, except where invoices are raised to the Department of Education for reimbursable funded items, including essential services, property management and some relief personnel. In those instances, the revenue is recognised when the invoice is raised. Minor new works and capital grant balances are transferred to the balance sheet at year end. Receipts from fund raising activities are recognised when they have been received by the School.

(c) **Income Tax**

The School is exempt from income tax under provisions of the Income Tax Assessment Act applicable to Government bodies.

(d) **Capital Expenditure**

The School does not own the land on which the School is situated, and accordingly does not record the cost or value of the buildings and the land.

The land and buildings are assets of the Northern Territory Government. From the 2010 financial year and in accordance with the Department of Education's requirement, only assets with a cost of \$10,000 or more are recorded as an asset. Only assets exceeding this amount are recorded in the balance sheet.

DURACK SCHOOL COUNCIL INC

**NOTES TO AND FORMING PART OF THE FINANCIAL STATEMENTS
FOR THE YEAR ENDED 31st DECEMBER 2020**

- (e) Depreciation**
Assets carried in the balance sheet will be depreciated on the basis as determined by the Department of Education.
- (e) Receivables**
Revenue from reimbursement from the Department of Education for over expenditure in grant funded activities is brought to account when received.
- (e) Employee Entitlements**
The School employs staff on casual, award and / or contract arrangements however has not incurred a liability for employee entitlements.